



**So then faith *cometh* by hearing, and
hearing by the word of God. Romans 10:17**

my-īBible

@hearing.the.Word.brings.forth.faith

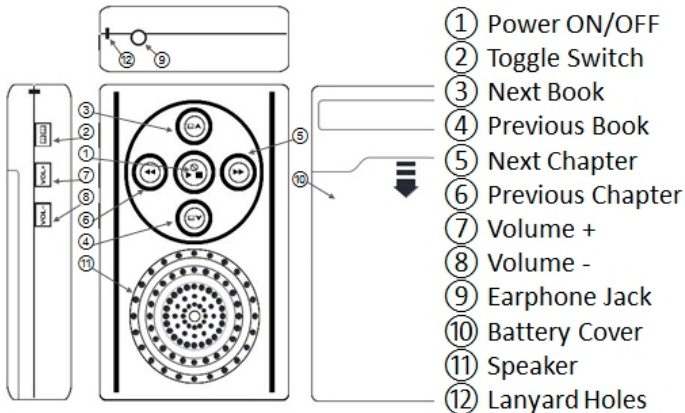
User Guide / Operation Manual

the story box
my mailbox 888441
singapore 919191
my.ibible@gmail.com
info@my-ibible.org


User Guide English Version 2.0


The player at a glance

my-iBible
@hearing.the.Word.bring.forth.faith



Buttons	What It Does	Usage Tips
<p>①</p> <p>⏻ / ▶ ■</p>	Power Switch Play / Stop	<p>Press to turn the device on. The device will only play when the button is released.</p> <p>Press briefly to turn the device off.</p> <p>When switched off, the device will remember the current position in the narration and the current volume level.</p> <p>The current position will be lost when the batteries are removed from the device.</p>
<p>②</p> <p>📖 📖</p>	Toggle Switch	<p>Toggle Switch to move from one category to another category e.g. OT to Psalms to NT and back to OT again. Please note that there are some models with NT contents only.</p>
<p>③</p> <p>📖 ▲</p>	Book + (next book)	<p>Move from current to next book (e.g. Genesis to Exodus). Beginning of each book is indicated by a</p>

Buttons	What It Does	Usage Tips
	<p>Book + (next book)</p>	<p>unique combination of two tones.</p> <p>Note: The Book of Psalms has been especially bookmarked into 5 separate bookmarks (about 30 chapters per bookmark) for fast and easy access, i.e. Psalms 1 - 29 (1st Bookmark), Psalms 30 - 59 (2nd Bookmark), Psalms 60 - 89 (3rd Bookmark), Psalms 90 - 119 (4th Bookmark), Psalms 120 - 150 (5th Bookmark).</p> <p>Please note that 'next book' will bring you to Matthew, if you are at Malachi (last book in OT). And likewise, 'next book' will bring you to Genesis, if you are at Revelation (last book in NT).</p>

Buttons	What It Does	Usage Tips
④  ▼	Book – (beginning of current book / previous book)	<p>Move from current book to beginning of current book (e.g. if you are at Mark Chapter 5, click once to go to beginning Mark. Click once more to go to Matthew). If you are at first chapter of any book, it will go to previous book.</p> <p>Please note that 'previous book' will bring you to Malachi, if you are at beginning of Matthew (first book in NT). And likewise, 'previous book' will bring you to Revelation, if you are at beginning of Genesis (first book in OT).</p>
⑤ ▶▶	Chapter + / Scroll forward	<p>Press briefly to skip to the next chapter.</p> <p>Press and hold for forward scroll. Each 'click' sound represents a jump of a few seconds of speech. The scrolling speeds up as the button is held down.</p>

Buttons	What It Does	Usage Tips
⑤ ▶▶	Chapter + / Scroll forward	While scrolling, each chapter is signaled by a short tone and each book is signaled by its usual two tones.
⑥ ◀◀	Chapter - / Scroll back	Press briefly to skip to the previous chapter. Press and hold for backward scroll.
⑦	VOL +	Volume + (increase) – press 6 times for maximum volume. The device remembers the volume when it is switched off, so beware that if the volume level is turned low before switching off, you may not hear it playing when it is switched on again in a noisier environment.
⑧	VOL -	Volume – (decrease)

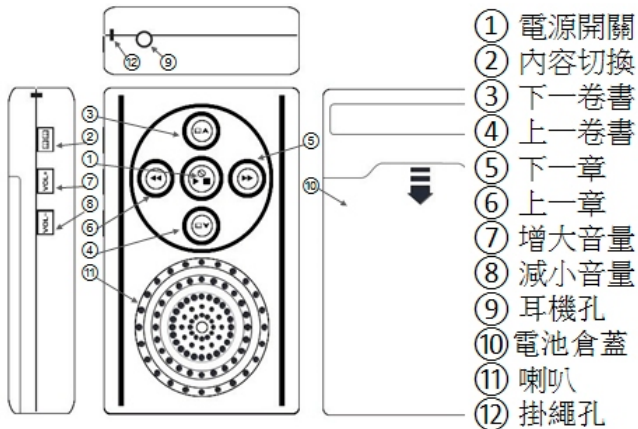
Buttons	What It Does	Usage Tips
⑨	Earphone Jack (Earphone is not included in this package)	Any standard Stereo 3.5mm jack 32Ω earphones. Mono type earphones cannot be used. It is advisable to reduce the volume before using earphones and then increase the volume to a comfortable level once the earphones have been inserted.
⑩	Battery Compartment	Device uses any standard 2 x AA (Rechargeable or Alkaline) batteries. To insert batteries, please slide compartment cover open in direction of indicated arrow. After removing the old batteries and before inserting new batteries, please allow 5 minutes for the battery capacitor to discharge. The battery capacitor acts




Buttons	What It Does	Usage Tips
⑩	Battery Compartment	as a buffer to prevent the device from stopping during any accidental knocks.
⑪	Integrated Speaker	It is advisable not to put the speaker too close to the ear.
⑫	Hanging Opening	To hang device via any normal lanyard.
⑦ + ⑧	Repeat Chapter	Press both buttons together to 'repeat' the Chapter being played. A 'beep' will sound to indicate 'repeat' function being activated. To deactivate 'repeat', just skip to another chapter, or switch the device off and then on again.



使用說明/保證書2.0

認識播放機

my-iBible
@hearing.the Word brings forth faith



按键	功能	使用方法
① 	電源開關/ 播放/暫停	短按即可“開/關”本機。 當開機的時候，機器會以上次的音量，上次的位置繼續播放。 注意： 從機器中取出電池，將丟失所有記憶的資料(音量大小與播放位置)。
② 	內容切換	在 <u>舊約</u> 、 <u>詩篇</u> 、 <u>新約</u> 之間切換，或者其他內容間相互切換。(不同型號、內容會有差異)
③ 	下一卷書	從目前的書切換到下一卷書。(如： <u>創世記</u> 到 <u>出埃及記</u>)注意：為了快速、便捷地使用， <u>詩篇</u> 分為五個部分

按键	功能	使用方法
③  ▲	下一卷書	每個部分大約有30章)。第一部分為詩篇1-29，第二部分為詩篇30-59，第三部分為詩篇60-89，第四部分為詩篇90-119，第五部分為詩篇120-150。
④  ▼	上一卷書	從目前的書切換到上一卷書。
⑤ ▶▶	上一章 /快退	短按-1秒鐘：上一章。 長按-2秒鐘：可在本章中快退。
⑥ ◀◀	下一章 /快進	短按 1秒鐘：下一章。 長按 2秒鐘：可在本章中快進。

按鍵	功能	使用方法
⑦ VOL +	增大音量	增大音量。 長按「+ 按鍵」可以連續增大音量。
⑧ VOL -	減小音量	減小音量。 長按「- 按鍵」可以連續減小音量。
⑨	耳機孔	「耳機」為自購用品，請使用標準的3.5mm耳機。
⑩	電池倉蓋	本機器使用2節標準的AA電池(鹼性或充電電池)。請按箭頭方向推開電池倉蓋，裝入電池。
⑪	內置揚聲器	忠告：為保護用戶聽力，不要將揚聲器放得太靠近耳朵。

按键	功能	使用方法
⑫	掛繩孔	用掛繩將機器掛起來。
⑦ + ⑧	重複章 (短按)	<p>同時按下後，會重複播放當前播放的章。當重複功能啟動時，會發出“嗶”聲。會連續播放當前章直到退出重複功能。</p> <p>切換到其他的章或重新開機都會退出重複功能。</p>

WARRANTY AGAINST DEFECTS

the story box (producers of **iBible / my-iBible** products) offers a one year, limited warranty on the **iBible / my-iBible** to purchasers. This limited warranty covers defects in material and workmanship. It does not cover any damage due to accident, misuse, abuse or negligence. If you think your device may be defective, please contact our customer service department. Our representatives will determine if it is eligible for replacement under warranty and give you directions for returning the device to **the story box** or its authorized channels. Purchaser is required to provide a dated purchase receipt as a proof-of-purchase and is responsible for the cost of shipping the device to **the story box**. **the story box** will inspect the device and, at its sole discretion, determine if the Purchaser is entitled to a replacement device under the terms of this warranty. This limited warranty is the sole and exclusive remedy, offered in lieu of all other warranties, expressed or implied.

You must contact the story box or authorized channels for a return authorization before returning your device and include a copy of a dated purchase receipt as a proof-of-purchase when returning it.

the story box

my mailbox 888441
Singapore 919191

Email: info@my-ibible.org /
Email: my.ibible@gmail.com

This warranty is valid only in respect of **iBible / my-iBible** products purchased locally & through authorized **iBible / my-iBible** distributors, dealers, otherwise the warranty is considered invalid.

This warranty guarantees the equipment to be free from defects in workmanship and materials under normal intended use for a period of 1 year from the date of purchase by the original end user purchaser and it is not transferable.

This limited warranty DOES NOT COVER finishes and external parts such as buttons and other attachments, consumable parts and cleaning. In no event shall 'the story box' be liable for breach of any obligations to the purchaser or user of the equipment for any special, incidental or consequential damages, including but not limited to the loss of profit and revenues, anticipated or otherwise, loss of the equipment, damage to the equipment, any loss relating to facilities or service of capital, cost of substitute of equipment, loss due to downtime cost or claims of the purchaser or users of the equipment for such damages caused by any defective equipment whether such defective equipment are warranted against or not.

GENERAL TERMS AND CONDITIONS

1. Your unit and components contained therein are fully warranted against defective material and manufacturing faults under our product warranty guide from date of purchase.
2. To obtain warranty protection, notice of the alleged defects must be given promptly upon discovery to our service personnel at the

time of service.

3. The terms and conditions of this warranty shall be contained exclusively in this document and not other presentation of provision, either written or otherwise, regardless of the origin of the same, shall be accepted as either adding or subtracting from these terms and conditions.
4. **the story box** reserves the right to charge a service fee for out of warranty repair/service of any nature and shall not be deemed liable if the conditions are not met.
5. This warranty shall exclude request pertaining to all refund, replacement, or exchange.
6. Products that are found to be corroded shall immediately render the warranty as void.
7. Integrated Lithium Polymer/Ion Batteries (for selected applicable models) are warranted for a period of 6 months from date of purchase.

The following are not covered under this warranty:

1. Damage resulting from accidents, misuse, abuse, alteration, tampering or failure of the purchaser to follow normal operating procedures outlined in the user's manual.
2. Defects or damage due to spillage of food/liquids or wrong usage of electrical supply & voltage.
3. Damage, losses, defects or malfunction as a result of accident, misuse, fire, flood, earthquake or other external natural disasters or causes.
4. Normal wear and tear, corrosion, rusting or stains. You are strongly recommended to remove the batteries from the device, if the device is not in use for some period of time e.g. more than 2 days.
5. Defects & damage arising from improper testing, operation, demonstration, maintenance, installation, adjustment or any alteration or modification of any kind.

6. General maintenance, routine servicing and onsite tuning or adjustments.
7. Any equipment/product which has its warranty label sticker removed or made illegible/tampered.
8. If the warranty sticker/card is being altered, defaced or erased in any manner whatsoever.
9. Products purchased from unauthorized dealers, distributors or overseas.

PLEASE REGISTER <http://www.my-ibible.com/support.html>
or email to info@my-iBible.org / my.ibible@gmail.com

產品保修說明書

此份保修說明書只適用於在**iBible / my-iBible**授權的當地經銷商處購買的產品，如果不具備以上條件，是不能享受保修服務的。

此份保修說明書確定購買人所購買的合格產品（沒有製造或使用的缺陷）自購買日起享受一年的保修服務，此產品保修說明書不能轉讓給他人。此保修書的服務專案不包含外觀和按鍵等外部件，以及其它配件和消耗品，也不包含清洗服務。**the story box**沒有義務承擔由購買者或產品使用者故意損壞產品造成的損失，這種損失包括預期收益虧損、產品丟失、產品損壞，與資金相關的服務或產品的損失、換新費用、宕機成本或購買者聲稱因本品的損壞導致其他物品損壞等。

保修條款及注意事項

1. 購買的零件或產品自購買日起就享受保修服務，此保修服務是針對產品的材料和製造缺陷。

2. 為了保障購買者的保修權利，請購買者在發現購買的產品有缺陷時，在工作時間聯繫我們的售後人員。
3. 因產品缺陷（製造或材料問題）所引起的投訴，the story box擁有最終決定權。購買者應當認可或同意我們的決定，所有被替換下來的缺陷產品和零件歸the story box所有。
4. 此保修說明書中所包含的保修條款及注意事項是專用的，如果其它檔涉及相關內容，那則視為摘錄或引用。
5. the story box有權對保修條款範圍以外的維修服務收取費用。
6. 此保修書不涉及退款、換貨等要求。
7. 此保修書對生鏽或腐蝕的產品無效。

以下情況不在此保修書範圍之內：

1. 沒有按照產品操作說明書而對產品進行不當操作、改造等引起的損壞。
2. 因食品或液體溢出，及使用不正確的電源所引起的損壞和故障。

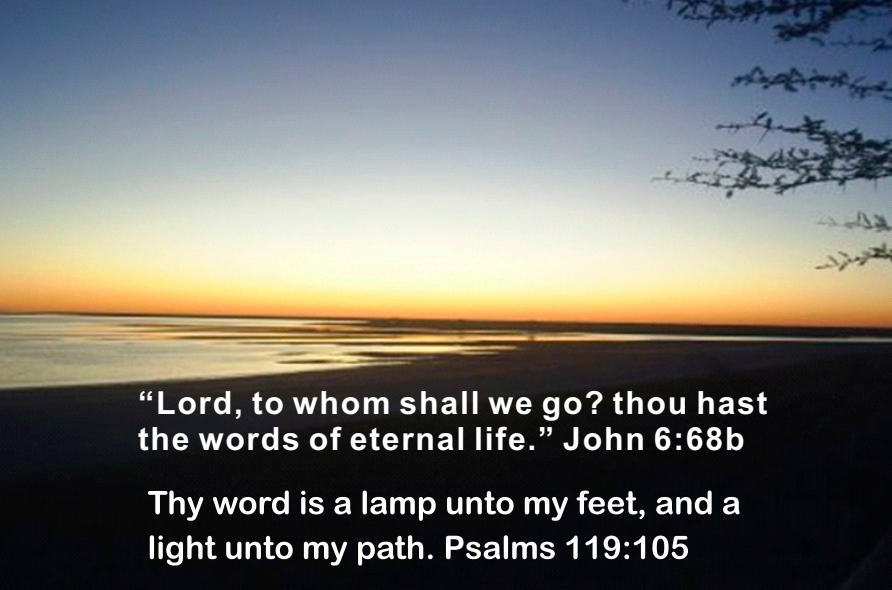
3. 由意外、濫用、火災、洪水、地震或其它自然災害所造成的損壞和故障。
4. 正常的磨損、腐蝕、生鏽或污漬。
5. 因不當的測試、操作、演示、維修、安裝等所造成的損壞和故障。
6. 因正常使用對產品表面或裸露在外部份造成的刮傷和磨損。
7. 一般維修、日常保養或現場調試。
8. 產品的保修貼紙被去除、篡改或無法辨認的產品。
9. 保修卡被塗改、汙損或撕毀的產品。
10. 從未授權的供應商、經銷商或海外購買的產品。

任何問題請登錄到

<http://www.my-ibible.com/support.html>

或發電子郵件到

info@my-iBible.org / my.ibible@gmail.com

A serene sunset scene over a beach. The sun is low on the horizon, creating a bright orange and yellow glow that reflects on the calm water. The sky transitions from a deep orange near the horizon to a clear, pale blue at the top. In the foreground, the dark, silhouetted branches of a tree are visible on the right side. The overall mood is peaceful and contemplative.

**“Lord, to whom shall we go? thou hast
the words of eternal life.” John 6:68b**

**Thy word is a lamp unto my feet, and a
light unto my path. Psalms 119:105**